







As with degree level review, College participation was also well balanced between the composition of the graduating class and the respondents. Colleges of Health, Business & Public Policy, and Engineering were all slightly overrepresented with the remaining slightly underrepresented.

## Executive Summary

While only the first iteration of this new survey, the data indicate several key findings. First, this graduating cohort are reporting that they feel well prepared to apply each of the core learning competencies in their life as a UAA graduate. Second, this cohort also responded that they felt both welcomed and included while studying at UAA. Also of note, the overall data show that students feel both welcomed and included








## Post-Graduation Plans

The final group of questions addressed the respondents' plans for next steps after graduation and included two items. The first item was about their plan for post-graduation. The second item asked how well UAA prepared them for their chosen path after graduation. Respondents were also given the opportunity to provide a narrative response to their sense of preparedness for post-graduation, with students who responded

could have done to improve.

were asked what UAA

The majority of the Fall 2023 cohort (43.9%) indicated that they would seek a new job or promotional opportunity following graduation. As the workforce development institution for Alaska, this is an important finding for UAA.



The next largest group of the respondents (32.6%) plans to continue their education, and the remainder (23.5%) indicated that they planned to return or continue in the workforce in their same job.



More than half (56.9%) of students responding indicated that they felt either very well prepared (36.4%) or extremely well prepared (20.5%) to take their selected next steps after graduating from UAA. While 15.1% of respondents indicated that they felt either

next steps, it is encouraging that so many students expressed confidence in their preparation and readiness to join,

return, or pr26 422.C4TJ ET Q q 0.r. J ET 9(l)5( )-4 ET 9(4 ET 9(4 ET )90B1 11.04 726C70A7oknce)] orat

## Narrative Response Overview

The survey was designed to prompt and capture narrative responses alongside scored value to leading questions. Each section contained at least 1 Likert-based item contextually specific to that section. Following that scaled item, respondents who indicated the

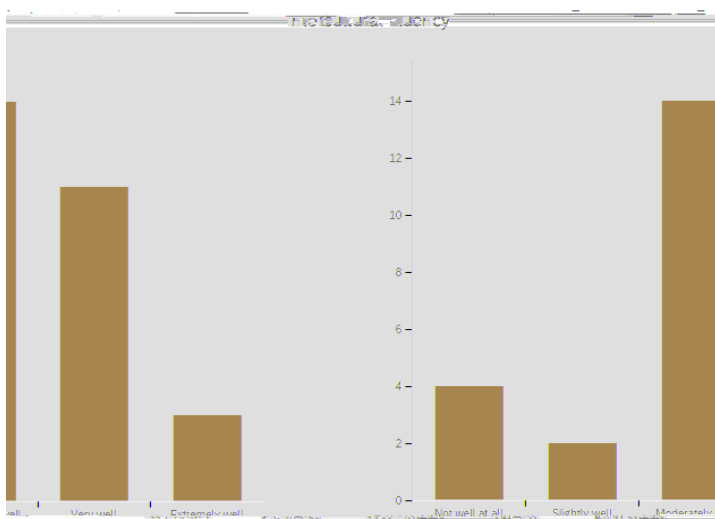
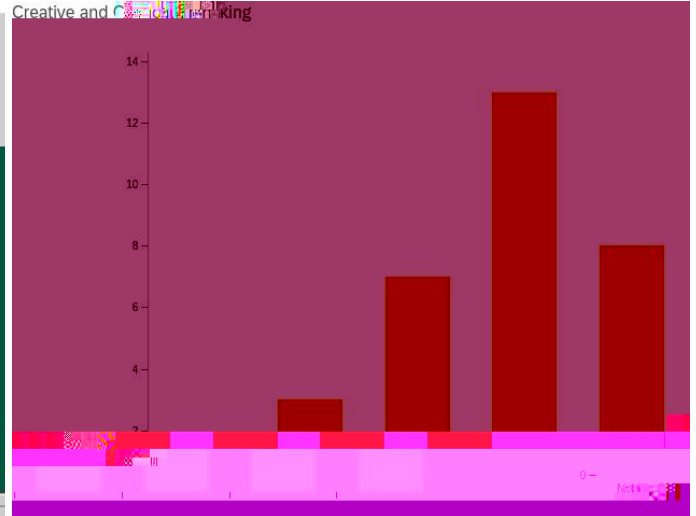
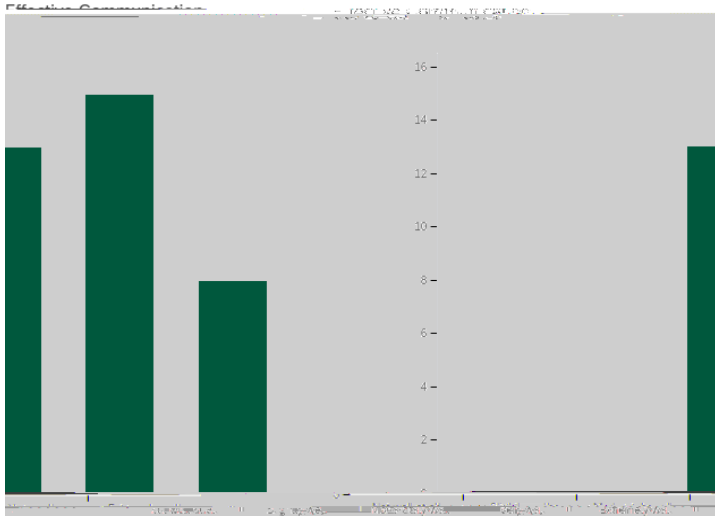
prompt. For balance, respondents who provided a score in the top two categories were provided  
 For the sake of privacy and anonymity, the redacted narrative responses are restricted to Cabinet level review. However, the counts of both positive-sentiment (green) and improvement-sentiment (red) responses are provided below.

Topic	Prompt	Total Responses
Core Competencies	What is something UAA did well to help prepare you in effective communication in your life moving forward?	19
Core Competencies	What could UAA have done better to help you develop your effective communication skills?	0
Core Competencies	What is something UAA did well to help prepare you to apply creative and critical thinking in your life moving forward?	14
Core Competencies	What could UAA have done better to help you develop your creative and critical thinking skills?	1
Core Competencies	What is something UAA did well to help prepare you to apply intercultural fluency in your life moving forward?	10
Core Competencies	What could UAA have done better to help you develop your intercultural fluency skills?	3
Core Competencies	What is something UAA did well to help prepare you to apply personal, professional, and community responsibility in your life moving forward?	16
Core Competencies	What could UAA have done better to help you develop your personal, professional, and community responsibility skills?	(CID 0>> BD) r



# Data Summaries



## Core Competencies



Questions	Mean	Standard Deviation	Count
How well do you feel you can apply <b>effective communication</b> in your life now as a UAA graduate?	3.9	0.8	36
How well do you feel you can apply <b>creative and critical thinking</b> in your life now as a UAA graduate?	3.8	0.9	

## Sense of Engagement

### UAA made me feel welcomed and included



	UAA made me feel welcomed Percent Responding	UAA made me feel included Percent Responding
Strongly agree	44.4%	37.3%
Somewhat agree	24.4%	29.9%
Neither agree nor disagree	22.2%	26.9%
Somewhat disagree	5.9%	3.7%
Strongly disagree	3.0%	2.2%

## Student Support Services

**Step 1: Which of the following learning support services were you encouraged to use?**

**Question**

**I was encouraged to use this  
service  
(check all that apply)**



